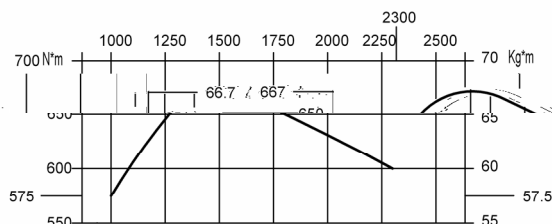
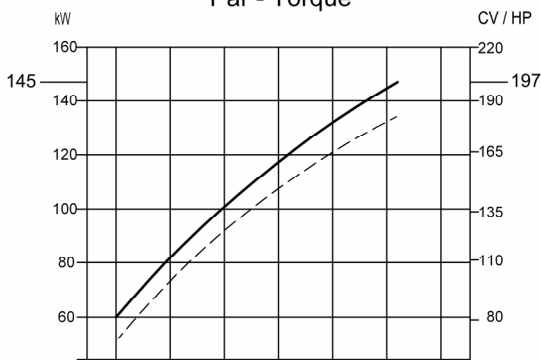


Gearbox: TM-265A

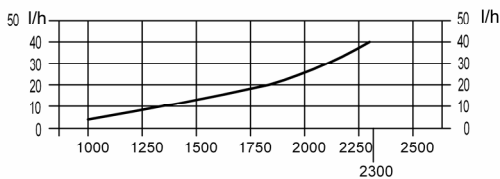
SDZ-205



Par - Torque



Potencia - Power



Consumo de combustible - Fuel Consumption

Type	Diesel, 4-stroke (equipped with Turbocharger)
No. Of cylinders	6 in line
Diameter x stroke (mm)	108 x 130
Total displacement (c.c.)	7146
Compression ratio	17.6 : 1
Maximum output	197 HP (145 kW)
Continuous output	180 HP (132.3 kW)
Maximum r.p.m.	2300
Injection System	Directa
Cooling System	Fresh water cooling with heat Exchange. Exhaust manifold and Turbocharger cooled by fresh water
Electrical System	24V – 2 Poles Starting Motor 4 kW Alternator 55 A
Seawater hose	Ø38 mm (inside diameter)
Fuel hose	Ø12 mm (inside diameter)
Leak off fuel hose	Ø12 mm (inside diameter)
Maximum installation angle	10°
Gearbox	Technodrive
Ratio (TM-170)	2.04 : 1
Ratio (TM-170A)	2.08 : 1
Ratio (TM-265)	2.09:1 – 2.82:1
Ratio (TM-265A)	2.09:1 – 2.3:1
Ratio (TM-200)	3.6:1 - 4.48:1
Engine weight (gearbox TM265)	928 kg
Engine weight (boptail version)	737 kg

**Standard equipment:**

- Electrical starter, alternator, electrical stop and cabling assembled on the engine.
- Standard panel.
- Oil sump pump.
- Owner's and part list manual

**Optional equipment:**

- Water filter.
- Fuel filter with separator.
- Remote controls.
- Propellers and Shafts
- Exhaust system.
- Power take off.



Standard Panel  
(250 x 150 mm)



**SOLÉ, S.A.**  
Ctra. de Martorell a Gelida, km 2  
08760 Martorell (Barcelona)  
Tel. 93 775 14 00 - Fax. 93 775 30 13  
Tel. Recambios 93 775 44 05

WEB [http:// www.solédiesel.com](http://www.solédiesel.com)

DTEC\_SDZ205\_02B

